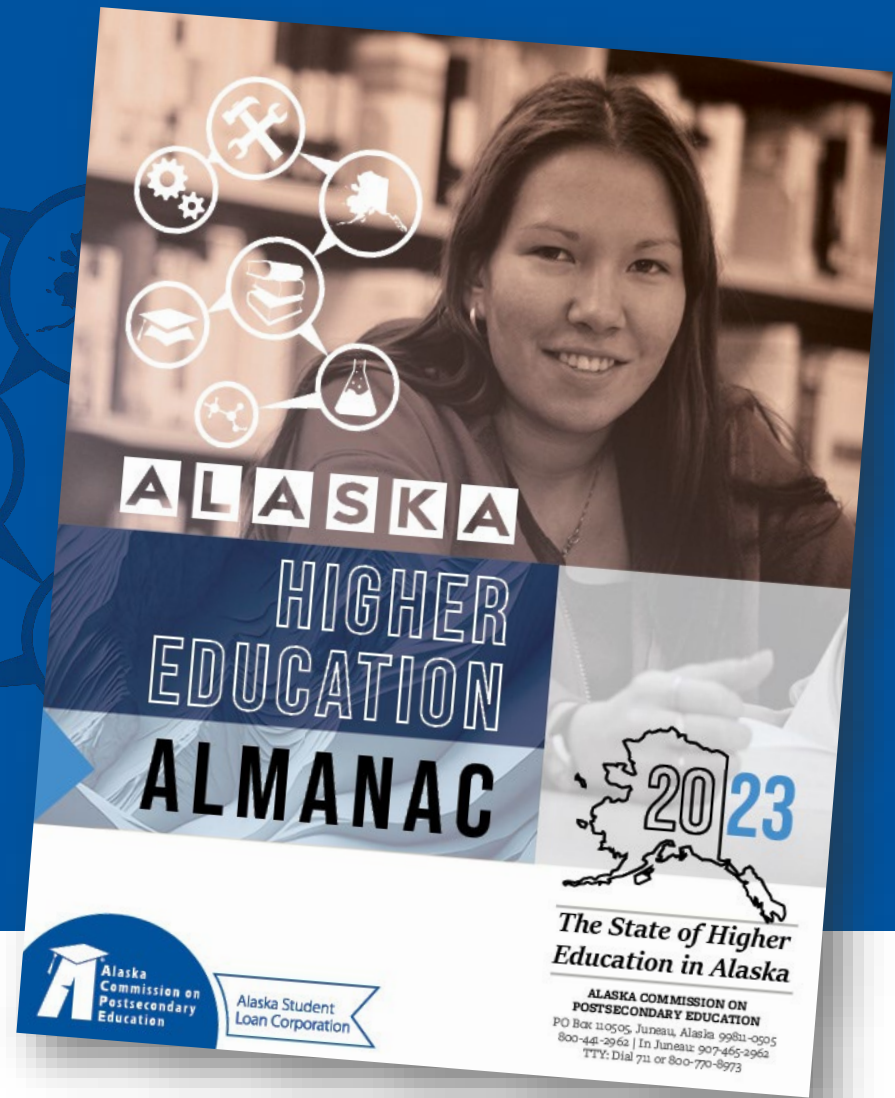


Alaska Commission on
Postsecondary Education
(ACPE)


Alaska Higher Education Almanac



Alaska Student
Loan Corporation

Sana Efirid, Executive Director
Kate Hillenbrand, Director of Communications & Outreach
Kierstin Keller, Publications Specialist

Overview:



1. What is the *Almanac*?
2. What can you find in the *Almanac* & where does the data come from?
3. A Look Inside: A *Brief Review*
4. What Has ACPE Learned?
5. What Action is ACPE taking?

What is the Alaska Higher Education Almanac?



AN UP-TO-DATE, INFORMATIVE GUIDE:

Objective resource providing an **overall view of higher education in Alaska, and how Alaska compares to other states**, to assist education stakeholders, legislators, and policymakers in making informed decisions on **the future direction** of higher education in Alaska.

ACPE SPECIFIC CONTENT:

- **Highlights/Updates** - Alaska Performance Scholarship (APS) & Alaska Education Grant (AEG)
- **AlaskaCAN**
- **Alaska FAFSA Initiative**
- **ACPE Loan Benefits** vs. Other Private Lenders



What's in the Almanac? High-Level Overview:

1. ACPE & The Alaska Student Loan Corporation's (ASLC) Mission
2. **Alaska specific** higher education data
3. **How Alaska compares** to national data trends
4. Federal and State **financial aid options & programs** for AK students
5. **Individual school profiles** for Alaska Postsecondary Institutions & Alaska Training Providers

 <p>02 ACPE & THE COMMISSION</p> <p>2 • Purpose & Mission 3 • Letter from Commission Leadership 4 • AlaskaCAN!</p>	 <p>06 HIGHER ED. ALASKA CONTEXT</p> <p>7 • High School Graduation Rates 8 • College Enrollments of High School Graduates 9 • Distance Education Highlights (WUE + NC-SARA) 10 • Alaska Postsecondary Enrollment Trends 11 • Completions 12 • Credentials 13 • Education Attainment 14 • Education Attainment 15 • Economic Impact</p>	 <p>16 HIGHER ED. NATIONAL CONTEXT</p> <p>17 • National Context Data: Table 1 18 • Education Attainment Rates 19 • Postsecondary Graduation Rates 20 • National Context Data: Table 2 21 • Alaska vs. National Metrics (Other)</p>
 <p>22 FINANCIAL AID & STUDENT OUTCOMES</p> <p>22 • Federal & State Financial Aid Programs 24 • ACPE Aid vs Other Private For-Profit Lenders 25 • Alaska FAFSA Completion Initiative 28 • APS Student Outcomes 30 • AEG Student Outcomes</p>	 <p>32 ALASKA POSTSECONDARY INSTITUTION PROFILES</p> <p>32 • Alaska School Profiles 38 • Alaska Training Providers</p>	 <p>40 DATA NOTES</p> <p>40 • Exhibit Sources</p>

(Almanac 2023, TOC)




Where Does the Data Come From?

Primary Sources:

IPEDS

Integrated Postsecondary Education Data System



National Student Clearinghouse

Other Data Sources:

Internal data from ACPE (APS, AEG, loan programs)	Survey data from AK satellite campus' & Training Providers
US Census Bureau	WICHE.org & NC-SARA.org
SHEF – State of Higher Education Finance	CollegeBoard & ACT.org
AK DOLWD – Department of Labor & Workforce Development	Alaska DEED – Department of Education & Early Development
ACS – American Community Survey	NCES – National Center for Education Statistics
BEA – US Bureau of Economic Analysis	Studentaid.gov
Pell Institute	UA in Review



A Look Inside: Higher Ed, AK Context

1. **ACT/SAT testing stats & high school grad rates**
2. Distance education stats
(Western Undergraduate Exchange & National Council for State Authorization Reciprocity)
3. **Enrollment trends**
4. College completions & credentials
5. **Education Attainment**
6. Economic Impact

EXHIBIT 16
Total Alaska postsecondary enrollments, AY2012-2021.
IPEDS




EXHIBIT 17
Fall Enrollments by Institution IPEDS

	ENROLLMENT TOTALS:			% CHANGE 2019-2021	TREND, 2012-2021 % DIFFERENCE FROM AVG.
	FALL 2019	FALL 2020	FALL 2021		
UNIVERSITY OF ALASKA ANCHORAGE (UAA)	12,765	11,950	10,845	-15%	
UNIVERSITY OF ALASKA FAIRBANKS (UAF)	7,180	6,810	6,830	-5%	
UNIVERSITY OF ALASKA SOUTH EAST (UAS)	2,150	2,070	2,000	-7%	
ALASKA PACIFIC UNIVERSITY (APU)	530	495	555	5%	
ALASKA CAREER COLLEGE	360	410	320	-12%	
LISAGVIK COLLEGE	235	230	270	15%	
ALASKA VOCATIONAL TECHNICAL CENTER (AVTEC)	630	185	260	-59%	
ALASKA CHRISTIAN COLLEGE	95	95	80	-18%	
ALASKA BIBLE COLLEGE	40	40	45	10%	

Ex: Alaska College Enrollments
(Almanac 2023, PAGE 11)



A Look Inside: AK vs National Metrics

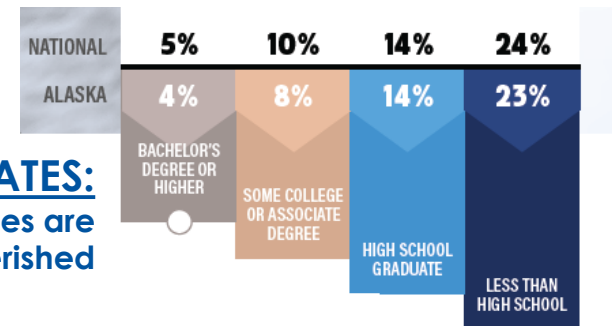
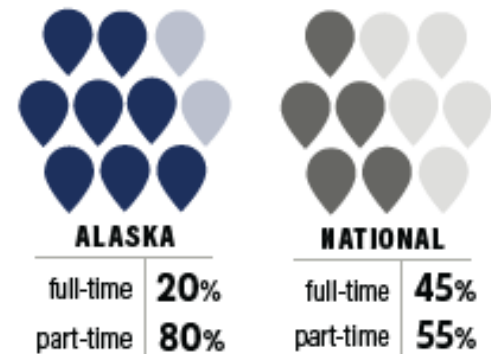
(Almanac 2023, PAGE 16-21)

1. Section compares Alaska & National education metrics

2. Some Included Metrics:

- male/female,
- full-time/part-time,
- race/ethnicity,
- college enrollments,
- college acceptance rates,
- education attainment,
- grad rates,
- poverty rates,
- tuition/fees,
- college debt

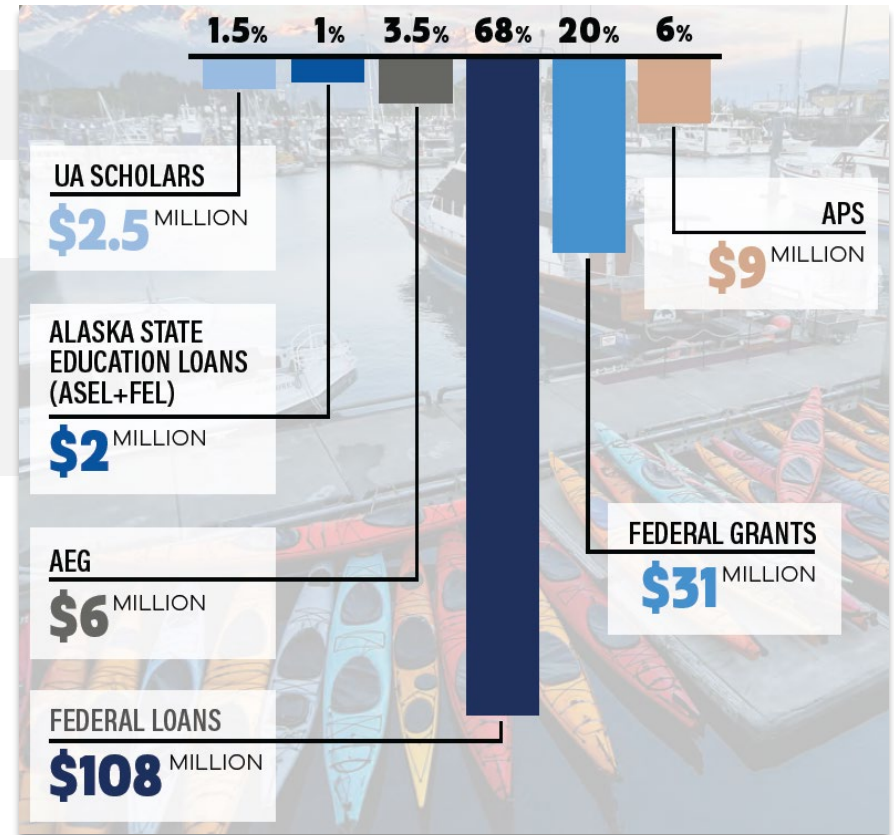
4 OUT OF 5 ALASKA GRADUATES ATTEND POSTSECONDARY SCHOOL **PART-TIME.**



POVERTY RATES:
Alaskan's with Bachelor's degrees are
6x less likely to be impoverished

A Look Inside: Financial Aid Programs

1. **Federal & State Options**
2. APS & AEG Outcomes
3. **Alaska FAFSA Completion Initiative**
4. Outreach efforts on smart borrowing practices & cost savings of state ACPE loans



Ex: State and Federal Aid disbursed in Alaska 2021-22.

(Almanac 2023, PAGE 23)

A Look Inside: School Profiles & Alaska Training Providers

9

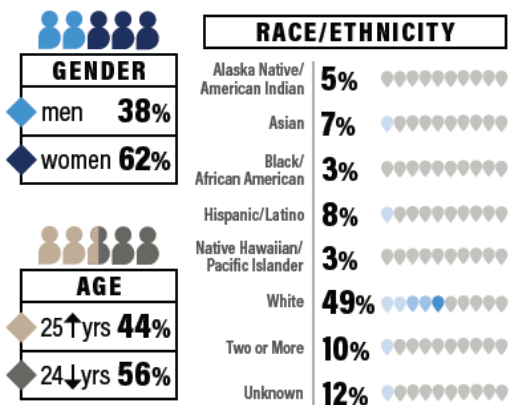
UNIVERSITY OF ALASKA ANCHORAGE (UAA)

**ANCHORAGE · KENAI PENINSULA
KODIAK · MAT-SU · PRINCE WILLIAM SOUND**

Certificates · Associate · Bachelor's · Graduate

uaa.alaska.edu

DEMOGRAPHIC BREAKDOWN FALL 2021



10,845 ENROLLMENT (FALL 2021)	
95%	5% Undergraduate Graduate
39%	61% Full-Time Part-Time
87%	With Some Distance Education
1%	Nonresident

\$8,622 TUITION & FEES (AY2022)	
45% (AVG \$6,393)	Undergraduates Receive Gift Aid
20% (AVG \$4,022)	Pell Grant
13% (AVG \$3,289)	Alaska Performance Scholarship
11% (AVG \$1,999)	Alaska Education Grant
17% (AVG \$6,623)	Federal Student Loans
1% (AVG \$8,636)	Alaska State Education Loans

TOP PROGRAMS	
Bachelor's Awarded AY2021	
Health Professions & Related Programs	255
Business Management Marketing & Related Support Services	194
Engineering	73

Graduation Rates within 150% of Normal Time, First-Time, Full-Time, Degree/Certificate-Seeking Undergraduates (2015 Cohort):	
30% TOTAL	
27% Men	36% White
33% Women	5% Alaska Native

1st-to-2nd Year Retention Rates, Fall 2021:	
69%	51% Full-Time Part-Time


Graduation Rates Within 150% of Normal Time (2015 Cohort):	
23%	Pell Grant Recipients
20%	Stafford Loan Recipients
35%	Non-Recipients of Title IV Aid

TOTAL AWARDS AY2021	
126	Certificate Below Bachelor's
40	Certificate Above Bachelor's
670	Associate
1,044	Bachelor's
190	Master's
9	Doctorate/Professional Degree



Ex: Alaska Postsecondary Institution Data Profile
11 Featured Alaska Institution Profiles

A Look Inside: School Profiles & Alaska Training Providers

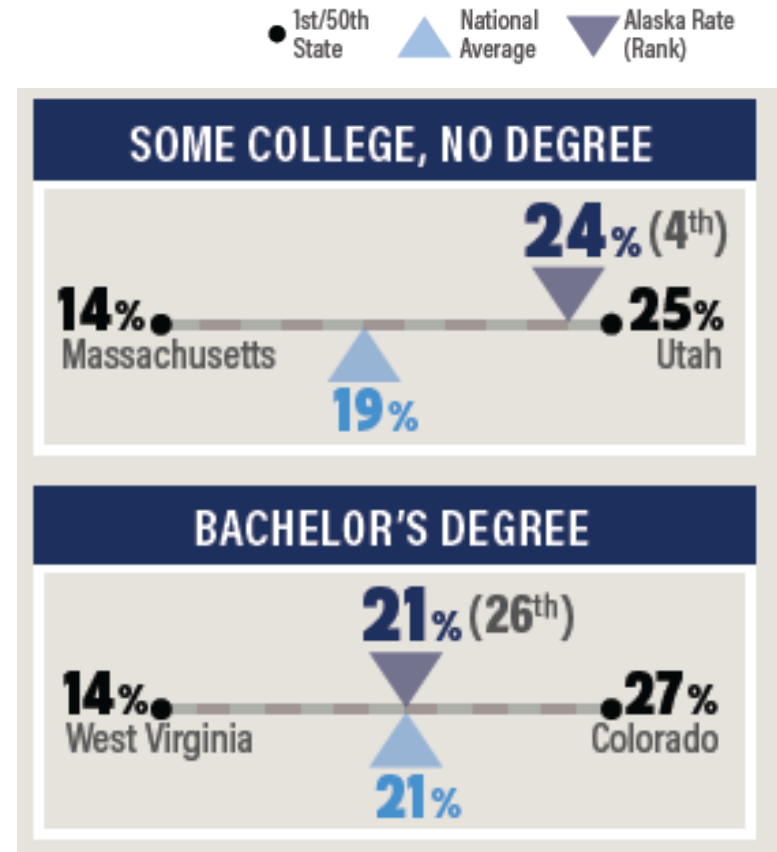
			
ANCHORAGE			
ACADEMY OF HAIR DESIGN	TOP PROGRAMS	TUITION & FEES	FINANCIAL AID
<p>ahdalaska.com</p> <p>GRAD RATE: 89% 2022</p>	<ol style="list-style-type: none"> 1 Manicurist – 20 2 Esthetician – 18 3 Combination Barber/Hairdresser – 16 	<p>\$9,500 <i>Combination Barber/Hairdresser</i></p> <p>\$6,725 <i>Esthetics</i></p> <p>\$425 <i>12 hour Manicuring</i></p>	<ul style="list-style-type: none"> • ACPE (Loans, APS, AEG) • DOLWD (DVR) • AK Native/American Indian Organizations • Other (Self Pay, Nine Star, DHSS)
<p>facebook.com/topofthelinebeautysupply/</p> <p>GRAD RATE: 100% 2022</p>	<ol style="list-style-type: none"> 1 Braider – 6 2 12 hr Manicuring – 5 3 Esthetics – 2 	<p>\$6,960 <i>Esthetics</i></p> <p>\$1,000 <i>Braider</i></p> <p>\$599 <i>12 hour Manicuring</i></p>	<ul style="list-style-type: none"> • ACPE (Loans) • DOLWD (DVR, WIOA, STEP Grant) • AK Native/American Indian Organizations • Other (Self Pay, Nine Star, Jumpstart Alaska State Housing)
<p>akinstitute.com</p> <p>GRAD RATE: 100% 2022</p>	<ol style="list-style-type: none"> 1 830 Hour Massage Therapy Program – 23 	<p>\$16,422 <i>Avg.</i></p>	<ul style="list-style-type: none"> • ACPE (Loans) • DOLWD (DVR, WIOA, STEP Grant) • AK Native/American Indian Organizations • Federal (VA Funding)

Ex: Alaska Training Provider Data Profiles
Information on over 15 Alaska Training Providers



What has ACPE Learned About Education Attainment?

- Alaska has one of the highest populations **with some college, but no degree** (1/4 of AK residents) *4th highest in the US




- Alaska's rates of bachelor's degree is similar to the national avg. (21%) *26th in the US

(Almanac 2023, PAGE 18)

What has ACPE Learned About Education Attainment?

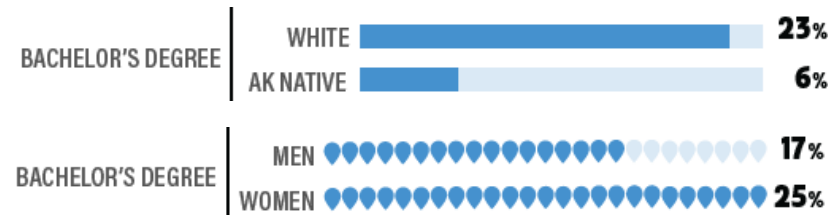
1. Some College, No Degree Negligible difference between:

- *White & Native Alaskans*
- *Men & Women*

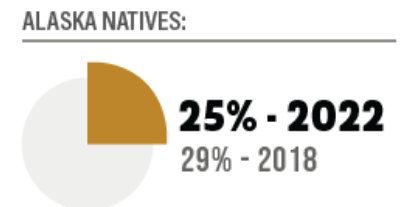
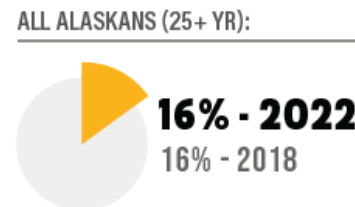


2. Bachelor's Degree

- **4x more** White than AK Native
- **1.5x fewer** Men than Women



3. Alaska Natives hold **1.5x more** certificates than the general AK population



What has ACPE Learned About Postsecondary Enrollments?

1. Alaska College Enrollments (2021):

- **33,000 undergrads**
- **2,600 graduates**

2. Alaska college enrollments continue a **downward trend** over the past decade

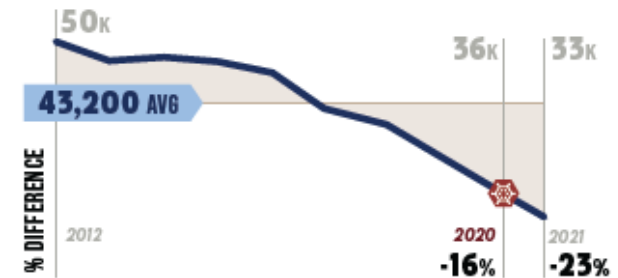
3. Enrollment Rates: **-23%**

(Undergrads & Grads, % difference from avg.)

Ex: Percent difference from avg. in AK college enrollments, 2012-2021 (*Almanac 2023, PAGE 10*)

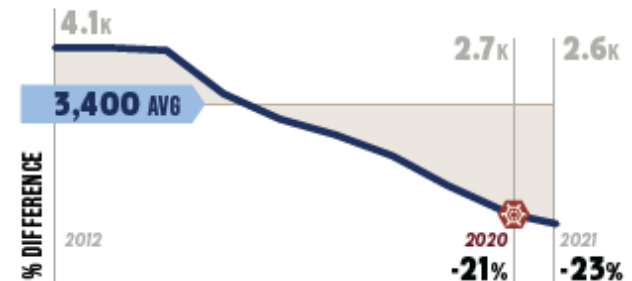
▼16,500

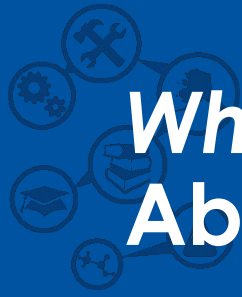
FEWER UNDERGRADUATES THAN 10 YEARS AGO



▼1,400

FEWER GRADUATES THAN 10 YEARS AGO

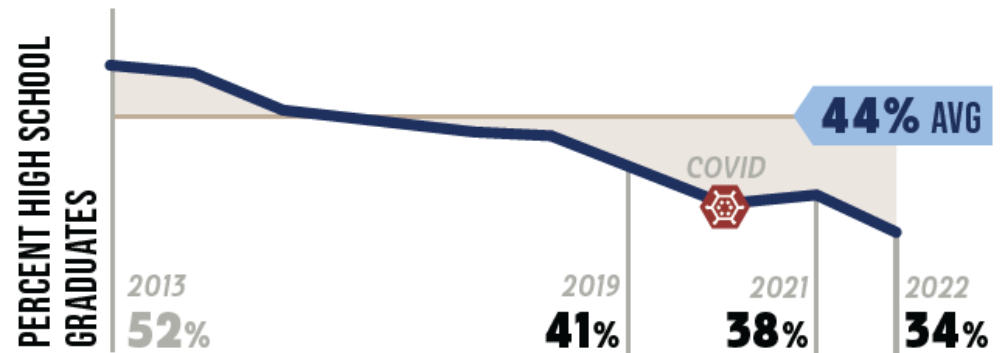




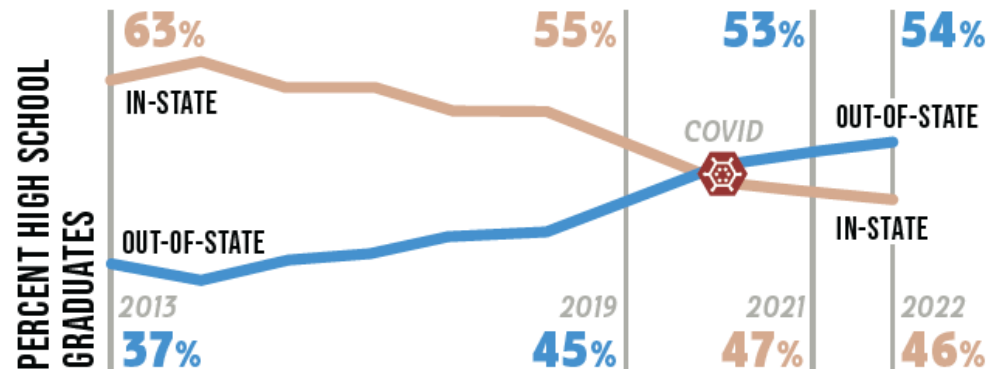
What has ACPE Learned About Postsecondary Enrollments?

1. Enrollment of AK high school grads has **declined** over the last decade

LESS THAN 4 IN 10 graduates were enrolled in postsecondary education within a year following high school graduation. *NSC*



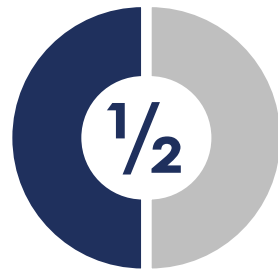
2. Out-of-state enrollments have **surpassed in-state** enrollments



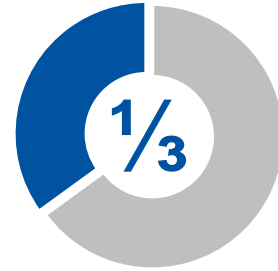
What has ACPE Learned About Persistence & Completions?

1. **Persistence Rates** of Total 2015 Cohort

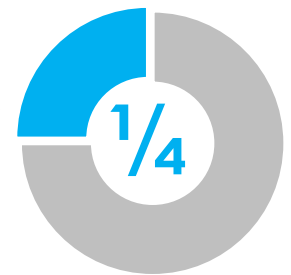
NEW TO COLLEGE



1st → 2nd Year



GRADUATED



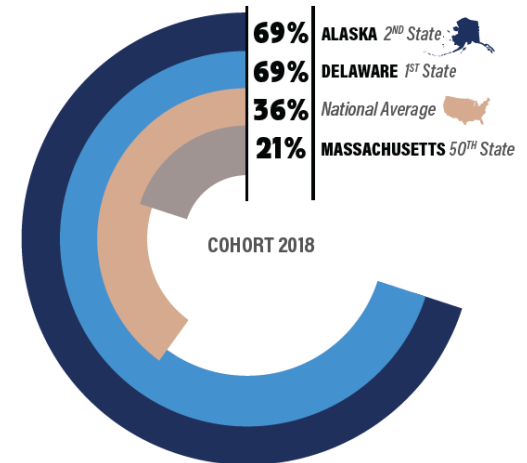
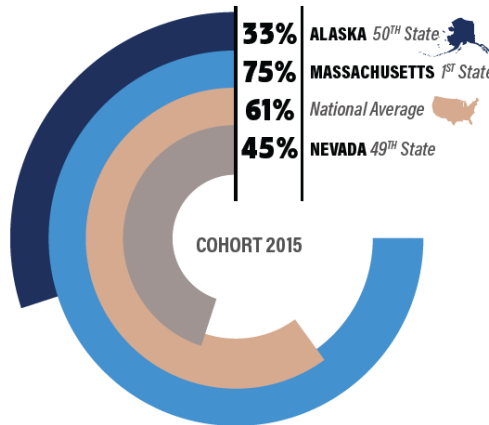
(Almanac 2023, PAGE 8)

2. Alaska's **4-yr** postsecondary grad. rate:

50th in US (33%)

3. Alaska's **2-Yr** postsecondary grad. rate:

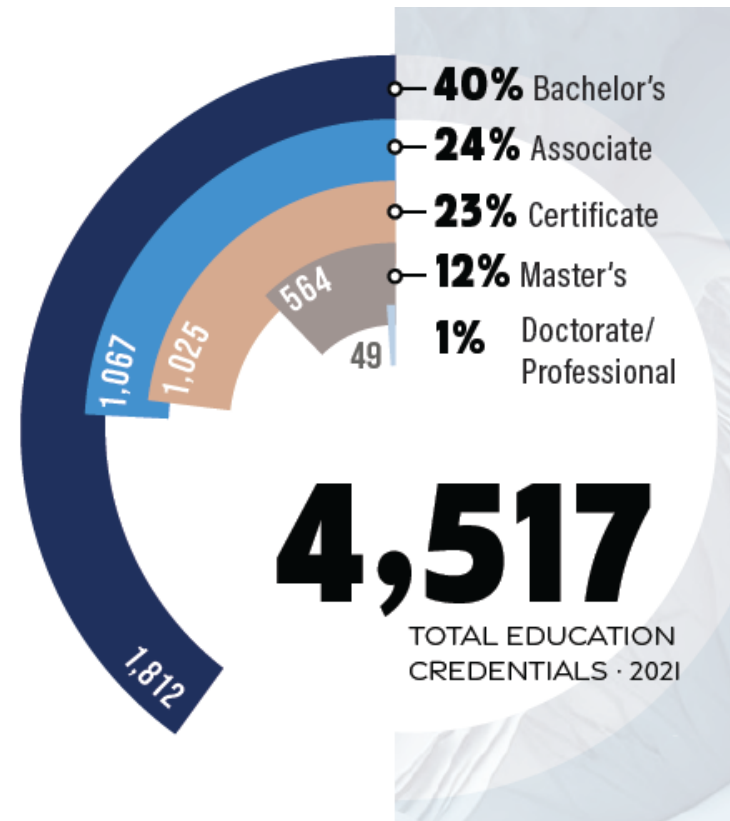
2nd in US (69%)



(Almanac 2023, PAGE 18)

What has ACPE Learned About Credentials Awarded?

1. **40%** of credentials awarded in AK are **Bachelor's** (~1,800)
2. Women receive **1.5x more** of all award types than men **except for Doctorate/Professional Degrees (55% Men)**



(Almanac 2023, PAGE 13)

What Action is ACPE Taking? NEW Vision & Mission



VISION:

Alaskans are **educated and skilled contributors** to our vibrant communities and economy.



MISSION: The Alaska Commission on Postsecondary Education (ACPE) **provides sustainable solutions for college, career and technical training.**

- We champion individuals and families through **broad access to federal and state programs, grants, scholarships, and loans** together with the **tools and resources** that allow them to make informed decisions about funding their education
- As the Higher Education Agency for the State of Alaska, we **advance policy and foster collaboration to build a skilled workforce** that meets the needs of communities and employers, supporting economic development across the state.

What Action is ACPE Taking? NEW Strategic Priorities



Become the education lender of choice in Alaska and for Alaskans

1. Increase visibility, understanding and awareness of ACPE and its products, resources, partnerships, and programs
2. Offer loan programs responsive to consumer and organization needs
3. Modernize and streamline the customer experience
4. Enhance and refine financial planning resources appropriate for target audiences



Increase access to, and utilization of, federal and state education funding sources

1. Enhance and refine financial planning resources appropriate for target audiences
2. Increase visibility, understanding and awareness of ACPE and its products, resources, partnerships, and programs
3. Modernize and streamline the customer experience



Operate a sustainable organization responsive to students, customers, stakeholders & employees

1. Foster an environment where employees thrive as the agency evolves
2. Improve financial sustainability of the organization
3. Modernize and streamline the customer experience
4. Develop and implement robust systems for oversight and monitoring commensurate with changes in operational and consumer support models



Position ACPE to help bridge the education gap in Alaska's current and future workforce needs

1. Identify the current state of higher education programs and resources in Alaska
2. Increase visibility, understanding and awareness of ACPE and its products, resources, partners, and programs

Download current & past editions of
the Almanac from ACPE's website:

acpe.alaska.gov/REPORTS



Thank You!



Alaska
Commission on
Postsecondary
Education

Alaska Student
Loan Corporation

Questions?